

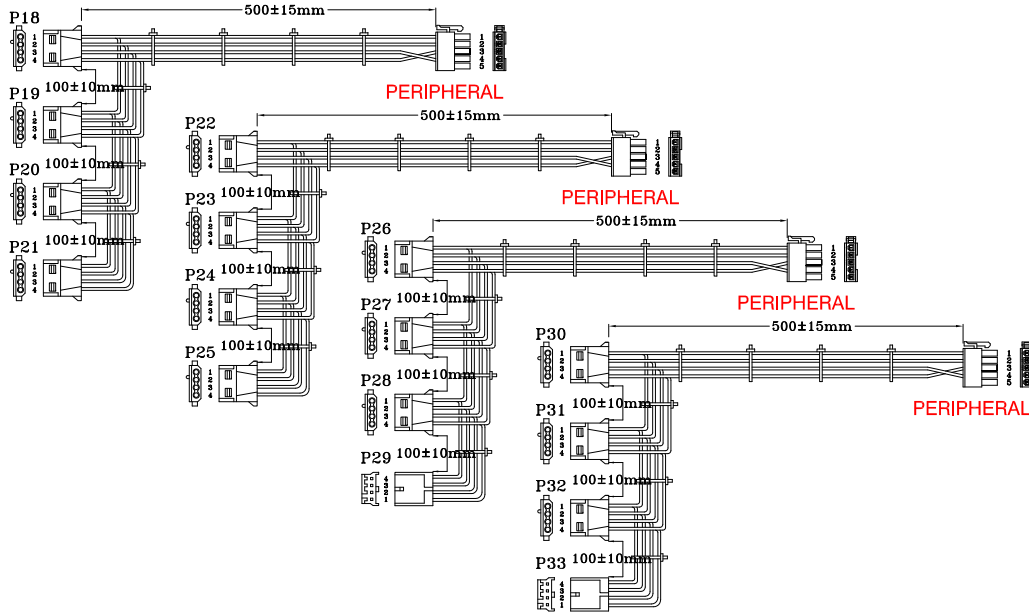
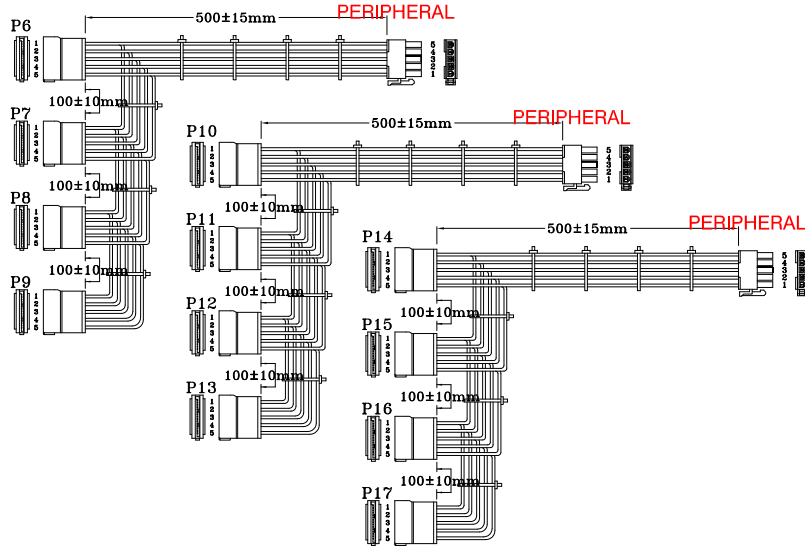
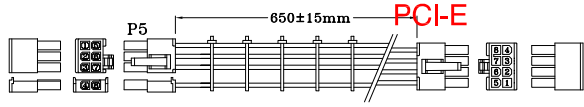
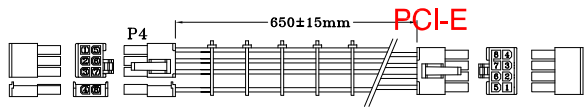
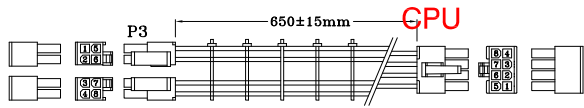
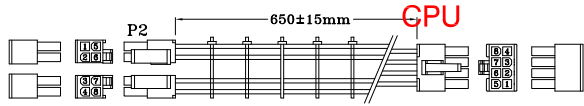
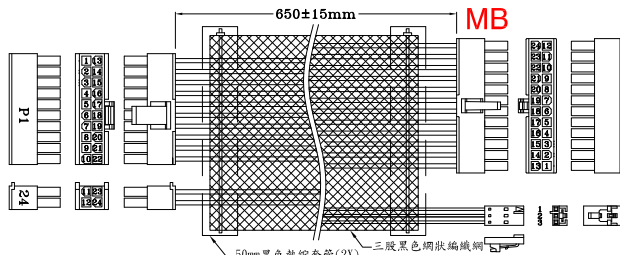
NOTE:

1. ALL THE LENGTH OF OUTPUT WIRES EXCLUDE HOUSING.
2. 公差: .XX=±0.5 [0.02]、.XXX=±0.25 [0.01]

UNIT:mm

P/N.:9PA8503600

MODEL NO. : FSP850-50ADB(STD0001)		TITLE: ASSY	SHEET: 1 OF 3	REV:02
R&D(2)	PE	DRAWN	DATE	
INTERIOR COUNTERSIGN:			MAR.20.2020	



UNIT:mm

R&D(2)		TITLE: ASSY		SHEET: 2 OF 3	
PE		DRAWN		DATE	
INTERIOR COUNTERSIGN:					

REF. ID.	PIN NO.	SIGNAL	WIRE COLOR	GAUGE	CONNECTOR TYPE	CABLE LENGTH
P1 / 24	1	+3.3VDC	ORANGE	18	WST P20- I42002K11D+ P4- I42002K11D or EQUIV.	650±15mm
	2	+3.3VDC	ORANGE	18		
	3	COM	BALCK	18		
	4	+5V	RED	18		
	5	+5Vsense	RED	22		
	6	COM	BALCK	18		
	7	+5V	RED	18		
	8	COM	BALCK	18		
	9	PW-OK	GRAY	22		
	10	+5Vsb	PURPLE	18		
	11	+12V2	YELLOW	18		
	12	+12V2sense	YELLOW	22		
	13	+3.3VDC	ORANGE	18		
	14	+3.3Vsesese	BROWN	22		
	15	-12VDC	BLUE	22		
	16	COM	BALCK	18		
	17	PS-ON	GREEN	22		
	18	COM	BALCK	18		
	19	COM	BALCK	18		
	20					
	21	+5V	RED	18		
	22	+5V	RED	18		
	23	+5V	RED	18		
	24	COM	BALCK	18		
P2 P3	1	COM	BALCK	18	WST P4- I42002K3B+ P4- I42002K4B or EQUIV.	650±15mm
	2	COM	BALCK	18		
	3	COM	BALCK	18		
	4	COM	BALCK	18		
	5	+12V	YELLOW	18		
	6	+12V	YELLOW	18		
	7	+12V	YELLOW	18		
	8	+12V	YELLOW	18		
P4 P5	1	+12V	YELLOW	18	WST P8-I42002 K21B-B or EQUIV. (Black)	650±15mm
	2	+12V	YELLOW	18		
	3	+12V	YELLOW	18		
	4	COM	BALCK	18		
	5	COM	BALCK	18		
	6	COM	BALCK	18		
	7	COM	BALCK	18		
	8	COM	BALCK	18		

REF. ID.	PIN NO.	SIGNAL	WIRE COLOR	GAUGE	CONNECTOR TYPE	CABLE LENGTH
P6 P10 P14	1	+3.3VDC	ORANGE	18	MOLEX SD-67582 -001 or EQUIV.	500±15mm
	2	COM	BALCK	18		
	3	+5V	RED	18		
	4	COM	BALCK	18		
	5	+12V	YELLOW	18		
P7 P8 P9	1	+3.3VDC	ORANGE	18	MOLEX SD-67582 -001 or EQUIV.	100±10mm
	2	COM	BALCK	18		
	3	+5V	RED	18		
	4	COM	BALCK	18		
	5	+12V	YELLOW	18		
P11 P12 P13	1	+3.3VDC	ORANGE	18	MOLEX SD-67582 -001 or EQUIV.	100±10mm
	2	COM	BALCK	18		
	3	+5V	RED	18		
	4	COM	BALCK	18		
	5	+12V	YELLOW	18		
P15 P16 P17	1	+3.3VDC	ORANGE	18	MOLEX SD-67582 -001 or EQUIV.	100±10mm
	2	COM	BALCK	18		
	3	+5V	RED	18		
	4	COM	BALCK	18		
	5	+12V	YELLOW	18		

REF. ID.	PIN NO.	SIGNAL	WIRE COLOR	GAUGE	CONNECTOR TYPE	CABLE LENGTH
P18 P22 P26 P30	1	+12V	YELLOW	18	AMP 1-480424-0 or EQUIV.	500±15mm
	2	COM	BALCK	18		
	3	COM	BALCK	18		
	4	+5V	RED	18		
P19 P20 P21	1	+12V	YELLOW	18	AMP 1-480424-0 or EQUIV.	100±10mm
	2	COM	BALCK	18		
	3	COM	BALCK	18		
	4	+5V	RED	18		
P23 P24 P25	1	+12V	YELLOW	18	AMP 1-480424-0 or EQUIV.	100±10mm
	2	COM	BALCK	18		
	3	COM	BALCK	18		
	4	+5V	RED	18		
P27 P28 P31 P32	1	+12V	YELLOW	18	AMP 1-480424-0 or EQUIV.	100±10mm
	2	COM	BALCK	18		
	3	COM	BALCK	18		
	4	+5V	RED	18		
P29 P33	1	+5V	RED	22	AMP 171822-4 or EQUIV.	100±10mm
	2	COM	BALCK	22		
	3	COM	BALCK	22		
	4	+12V	YELLOW	22		

UNIT:mm

TITLE: ASSY			SHEET: 3 OF 3
R&D(2)	PE	DRAWN	DATE
INTERIOR COUNTERSIGN:			