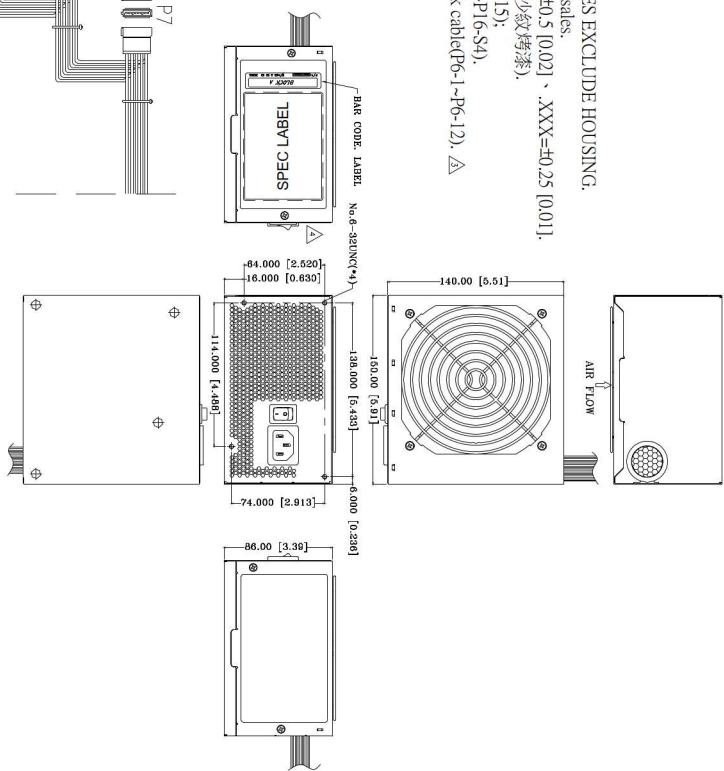
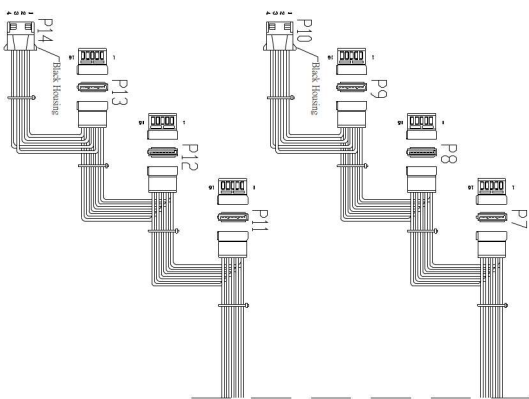
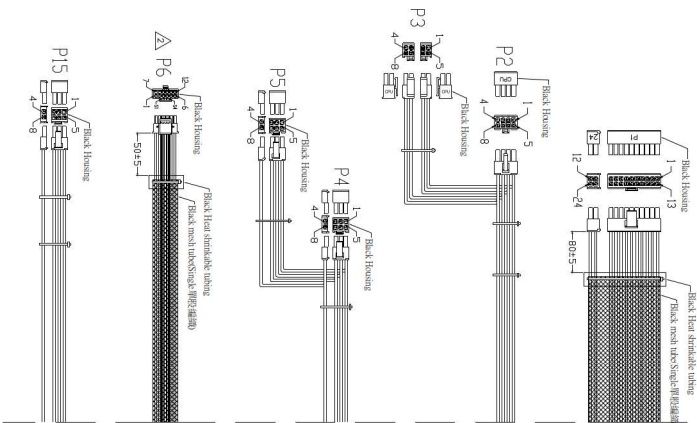


REF. ID.	PIN NO.	SIGNAL	WIRE COLOR	GAUGE	CONNECTOR TYPE	CABLE LENGTH
P7	1	+3.3VDC	ORANGE	18	MOLEX	400±18mm
	2	COM	BLACK	18	SP-67582-001	
	3	+5VDC	RED	18	or EQUIV.	
	4	COM	BLACK	18		
	5	+12V	YELLOW	18		
P11	1	+3.3VDC	ORANGE	18	MOLEX	150±10mm
	2	COM	BLACK	18	SP-67582-001	
P8	1	+3.3VDC	ORANGE	18	MOLEX	150±10mm
	2	COM	BLACK	18	SP-67582-001	
	3	+5VDC	RED	18	or EQUIV.	
	4	COM	BLACK	18		
	5	+12V	YELLOW	18		
P10	1	+12V	YELLOW	18	AMP	150±10mm
	2	COM	BLACK	18	1-48042+0	
	3	+5VDC	RED	18	or EQUIV.	
	4	COM	BLACK	18		
	5	+12V	YELLOW	18		
P15	1	+12V	YELLOW	18	NST	650±18mm
	2	COM	BLACK	18	PS-4200K218-B	
	3	+5VDC	RED	18	or EQUIV.	
	4	COM	BLACK	18		
	5	+12V	YELLOW	18		

- NOTES:
- ALL THE LENGTH OF OUTPUT WIRES EXCLUDE HOUSING.
 - Label of origin is marked if indicated by sales.
 - DIMENSIONAL TOLERANCES: XX=±0.5 [0.02]、XXX=±0.25 [0.01].
 - Case with Black GP20269 coating(黑細沙紋烤漆).
 - Cable used UL1007 black cable(P1~P5、P7~P15);
UL1007 black cable(P16-S1~P16-S4).
 - Cable used SOFT軟線80P UL1569 black cable(P6-1~P6-12). △
 - FAN Guard is black coating.



REF. ID.	PIN NO.	SIGNAL	WIRE COLOR	GAUGE	CONNECTOR TYPE	CABLE LENGTH
P1	1	+3.3VDC	ORANGE	18	NST	550±18mm
	2	+3.3VDC	ORANGE	18	PS-4200K110-B	
	3	COM	BLACK	18	+P4-4200K110-B	
	4	+5VDC	RED	18	or EQUIV.	
	5	COM	BLACK	18		
P2	1	COM	BLACK	18	MOLEX	600±18mm
	2	COM	BLACK	18	39-01-2080	
	3	COM	BLACK	18	or EQUIV.	
	4	COM	BLACK	18		
	5	+12V	YELLOW	18		
P3	1	COM	BLACK	20	NST	150±10mm
	2	COM	BLACK	20	P4-4200BK38	
	3	COM	BLACK	20	+P4-4200BK48	
	4	COM	BLACK	20	or EQUIV.	
	5	+12V	YELLOW	20		
P4	1	+12V	YELLOW	18	NST	500±18mm
	2	+12V	YELLOW	18	PS-4200K218-B	
	3	+12V	YELLOW	18	or EQUIV.	
	4	COM	BLACK	18		
	5	COM	BLACK	18		
P5	1	+12V	YELLOW	20	NST	155±10mm
	2	+12V	YELLOW	20	PS-4200K218-B	
	3	+12V	YELLOW	20	or EQUIV.	
	4	COM	BLACK	20		
	5	COM	BLACK	20		
P6	1	COM	BLACK	20	NST	650±18mm
	2	+12V	BLACK	20	PS-4200K218-B	
	3	+12V	BLACK	20	or EQUIV.	
	4	+12V	BLACK	20		
	5	+12V	BLACK	20		
P9	1	COM	BLACK	18	MOLEX	150±10mm
	2	COM	BLACK	18	SP-67582-001	
	3	+5VDC	RED	18	or EQUIV.	
	4	COM	BLACK	18		
	5	+12V	YELLOW	18		
P12	1	COM	BLACK	18	MOLEX	150±10mm
	2	COM	BLACK	18	SP-67582-001	
	3	+5VDC	RED	18	or EQUIV.	
	4	COM	BLACK	18		
	5	+12V	YELLOW	18		
P13	1	COM	BLACK	18	MOLEX	150±10mm
	2	COM	BLACK	18	SP-67582-001	
	3	+5VDC	RED	18	or EQUIV.	
	4	COM	BLACK	18		
	5	+12V	YELLOW	18		
P14	1	COM	BLACK	18	MOLEX	150±10mm
	2	COM	BLACK	18	SP-67582-001	
	3	+5VDC	RED	18	or EQUIV.	
	4	COM	BLACK	18		
	5	+12V	YELLOW	18		
P16	1	COM	BLACK	18	MOLEX	150±10mm
	2	COM	BLACK	18	SP-67582-001	
	3	+5VDC	RED	18	or EQUIV.	
	4	COM	BLACK	18		
	5	+12V	YELLOW	18		
P17	1	COM	BLACK	18	MOLEX	150±10mm
	2	COM	BLACK	18	SP-67582-001	
	3	+5VDC	RED	18	or EQUIV.	
	4	COM	BLACK	18		
	5	+12V	YELLOW	18		
P18	1	COM	BLACK	18	MOLEX	150±10mm
	2	COM	BLACK	18	SP-67582-001	
	3	+5VDC	RED	18	or EQUIV.	
	4	COM	BLACK	18		
	5	+12V	YELLOW	18		
P19	1	COM	BLACK	18	MOLEX	150±10mm
	2	COM	BLACK	18	SP-67582-001	
	3	+5VDC	RED	18	or EQUIV.	
	4	COM	BLACK	18		
	5	+12V	YELLOW	18		
P20	1	COM	BLACK	18	MOLEX	150±10mm
	2	COM	BLACK	18	SP-67582-001	
	3	+5VDC	RED	18	or EQUIV.	
	4	COM	BLACK	18		
	5	+12V	YELLOW	18		
P21	1	COM	BLACK	18	MOLEX	150±10mm
	2	COM	BLACK	18	SP-67582-001	
	3	+5VDC	RED	18	or EQUIV.	
	4	COM	BLACK	18		
	5	+12V	YELLOW	18		
P22	1	COM	BLACK	18	MOLEX	150±10mm
	2	COM	BLACK	18	SP-67582-001	
	3	+5VDC	RED	18	or EQUIV.	
	4	COM	BLACK	18		
	5	+12V	YELLOW	18		
P23	1	COM	BLACK	18	MOLEX	150±10mm
	2	COM	BLACK	18	SP-67582-001	
	3	+5VDC	RED	18	or EQUIV.	
	4	COM	BLACK	18		
	5	+12V	YELLOW	18		
P24	1	COM	BLACK	18	MOLEX	150±10mm
	2	COM	BLACK	18	SP-67582-001	
	3	+5VDC	RED	18	or EQUIV.	
	4	COM	BLACK	18		
	5	+12V	YELLOW	18		



修改版文字號/修改事項	備註
△ P6修改為SOFT軟線 UL1569 16AWG黑色線	
△ : UL1007 28AWG黃色線	
△ 配合線材圖面修改外觀圖	
△ 修改大標尺寸	
△ 修改線材型式	

P/N.:9PA8507800

UNIT:mm [inch]

MODEL NO. : FSP850-50AEC,(STD0001)	TITLE:ASSY	SHEET: 1 OF 1	REV:05
R&D 8	PE	DRAWN	DATE
			DEC.14.2023